

LED INDUSTRIAL LIGHT

EDGE II



TOGETHER, FOR A BRIGHTER FUTURE



Official Website



Facebook



Twitter



LinkedIn



Instagram

UNILUMIN GROUP CO., LTD

HQ Address: 112 Yongfu Rd., Qiaotou Village, Fuyong Town, Baoan District, Shenzhen 518103 China
Manufacturing Base: Unilumin Industrial Park, 6 North Lanjing Road Pingshan District, Shenzhen, China
TEL: +86-0755-29918999 | FAX: +86-0755-29912092 | E-mail: ledlighting@unilumin.com
www.unilumin.com | www.unilumin-lighting.com

The product designs and specifications are subject to change without prior notice.
All rights reserved, copy is prohibited without the permission of Unilumin Group Co., Ltd.

Published: October 2023

UNILUMIN GROUP CO., LTD



About Unilumin

Established in 2004, is a world-class LED lighting and display solution provider. As a key business of Unilumin Group, Unilumin Lighting has established a firm foothold in the LED lighting industry and has been a trusted global partner offering comprehensive lighting solutions and exceptional customer service. Our relentless dedication to R&D and customer satisfaction has positioned Unilumin as a top LED lighting brand, known for our worldwide presence and core competitive edges.

Why Choose Unilumin



16 Years of Outdoor Lighting Expertise



ISO/IEC 17025 Accredited LAB & Precise Automatic Production



Flexible Customization Services



Recognized by Clients in Over **80** Countries



Edge II Series

Born for the demands of large-space lighting, Edge II can offer a wide range of power options and diverse light distributions. Its compatibility with motion sensors, and Zhaga interface enhances safety and efficiency, establishing it as a wise choice for a wide range of applications in manufacturing, warehousing, and more.

Features & Benefits

1. Die-casting aluminum housing, special oxidation and excellent thermal performance, corrosion resistance, anti-aging, and longer life span
2. High-quality LEDs, up to 190lm/W luminous efficacy
3. Anti-vibration U-shaped bracket for enhanced stability, angle adjustable
4. Reliable sealing design, excellent resistance to dust, water, and impact
5. Compatible with microwave motion sensor, Zhaga interface
6. Optional anti-glare visor, ensuring low UGR for eye protection
7. 60°, 90°, and 120° beam angles are optional

Application



Warehouse



Exhibition Hall



Factory



Indoor Gymnasium



Sensor pluggable design

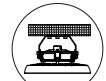
Compatible with microwave motion sensor and Zhaga interface

Various mounting methods

High flexibility for diverse applications



Chain



Bracke



Hook



Optional anti-glare Al visor

low UGR for a better user experience with eye protection while enhancing visibility

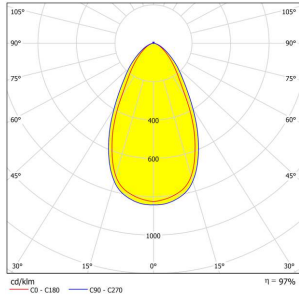


Compact design

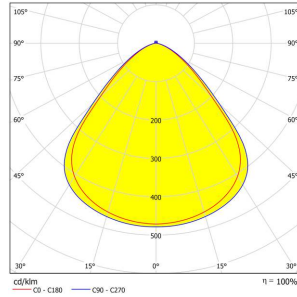
Enable larger quantities at equal capacity in storage and transportation



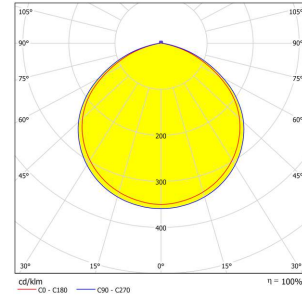
Light Distribution



UNI-HBE7-60°



UNI-HBE7-90°



UNI-HBE7-120°

Note: The image above are typical light distribution diagram and for reference only, and the specific parameters shall be subject to the IES file of each product.

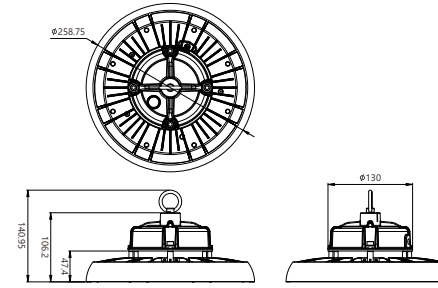
2835 LED

Power(W)	LED QTY(pcs)	Light Distribution	5000K Ra80 @Ta 25°C	
			Luminaire Efficiency	Luminous Flux
100	210	60°/90°/120°	150lm/W	15000 lm
150	300			22500 lm
200	420			30000 lm
240	420			36000 lm

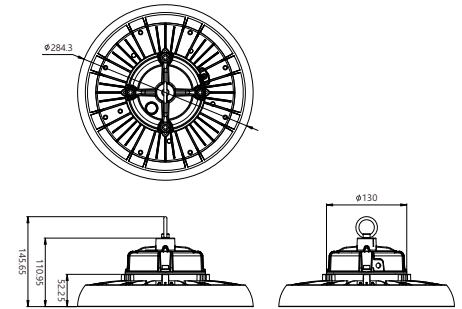
Power(W)	LED QTY(pcs)	Light Distribution	5000K Ra80 @Ta 25°C	
			Luminaire Efficiency	Luminous Flux
100	210	60°/90°/120°	170lm/W	17000 lm
150	300			25500 lm
200	420			34000 lm
240	420			40800 lm

Power(W)	LED QTY(pcs)	Light Distribution	5000K Ra80 @Ta 25°C	
			Luminaire Efficiency	Luminous Flux
100	450	60°/90°/120°	190lm/W	19000 lm
150	702			28500 lm
200	913			38000 lm
240	913			45600 lm

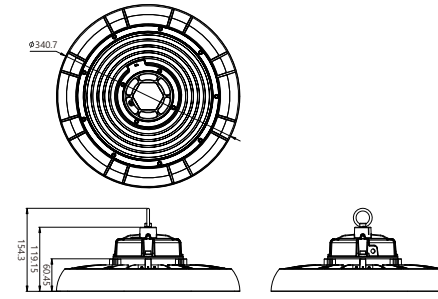
Dimensions



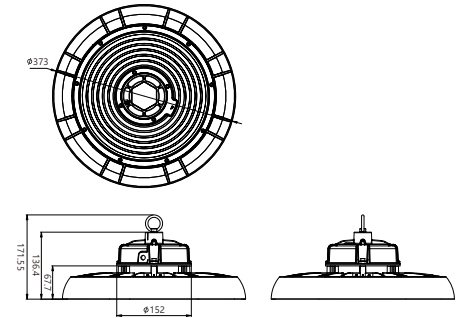
UNI-HBE7-1-100



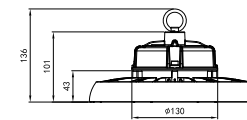
UNI-HBE7-2-150



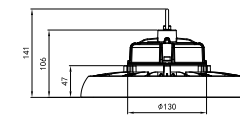
UNI-HBE7-3-200



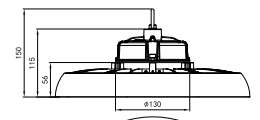
UNI-HBE7-4-240




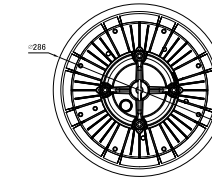
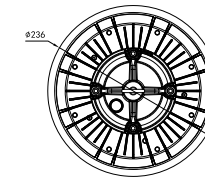
UNI-HBE7G2-1-100



UNI-HBE7G2-2-150



UNI-HBE7G2-3-200/240



The luminaire efficacies are the typical values, ±7% tolerance is reserved.

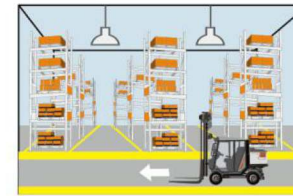
Parameters

Product Model	UNI-HBE7-1-100	UNI-HBE7-2-150	UNI-HBE7-3-200	UNI-HBE7-4-240	UNI-HBE7G2-1-100	UNI-HBE7G2-2-150	UNI-HBE7G2-3-200/240
Sensing version	Microwave sensing version	Microwave sensing version	Microwave sensing version	Microwave sensing version	Non-sensing version	Non-sensing version	Non-sensing version
Power (W)	100	150	200	240	100	150	200/240
Input Voltage	AC100-277V 50/60Hz						
CCT(K)	3000K / 4000K / 5000K / 5700K / 6500K						
Color Tolerance	SDCM≤5						
Luminaire Efficiency @5000K Ra80 90° 25°C(lm/W)	150 / 170 / 190						
Luminous Flux (lm)	15000 17000 19000	22500 25500 28500	30000 34000 38000	36000 40800 45600	15000 17000 19000	22500 25500 28500	30000 36000 34000 40800 38000 45600
CRI	70/80						
Housing Materials	Die-casting aluminum + PC						
IP/IK	IP65/IK08						
Product Dimension(mm)	Φ259*106	Φ285*111	Φ341*120	Φ373*137	Φ236*H101	Φ286*H106	Φ336*H115
Packing Dimension(mm)	310*310*145	336*336*150	390*390*160	425*425*170	280*280*135	336*336*150	370*370*150
Net Weight (kg)	1.8	2	2.4	2.55	1.45	1.85	2.35/2.45
Gross Weight (kg)	2.15	2.6	3	3.5	1.9	2.4	3/3.1

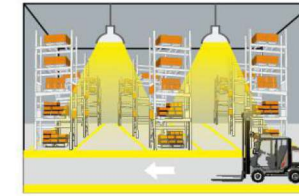
Note: The tolerance of Luminous Flux is ±7%

Intelligent Working Modes

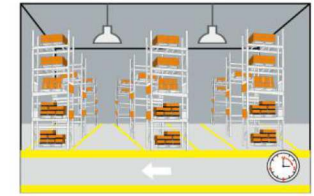
1. Intelligent turn on/off(Set Stand-by Period to "0s")



1.1 When luminance is sufficient, the light will not work even if movement signals are detected

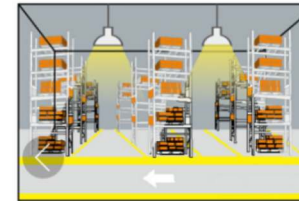


1.2 When luminance is insufficient, the light will work when it senses movement signals

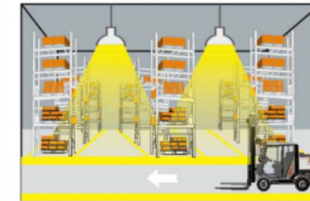


1.3 After the delay time, if no more movement signals are detected, the light will turn off

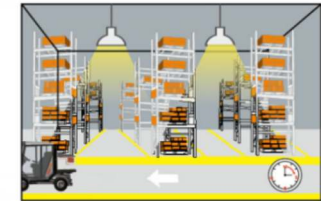
2. 2-step Dimming(Set Stand-by Period to "+∞")



2.1 When no movement signals are detected, the light will keep low brightness

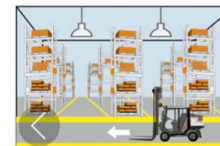


2.2 When movement signals are detected, the light will keep max brightness

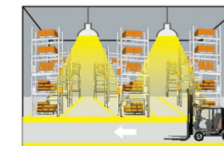


2.3 After the delay time, if no more movement signals are detected, the light will switch to low brightness

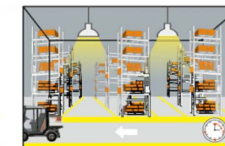
3. 3-step Dimming(Set Stand-by Period to "10s/1min/3min/5min/10min/30min")



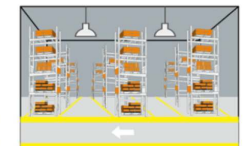
3.1 When luminance is sufficient, the light will not work even if movement signals are detected



3.2 When luminance is insufficient, the light will work when it senses movement signals



3.3 After the delay time, if no more movement signals are detected, the light will switch to low brightness



3.4 After waiting time, if no more movement signals are detected, the light will turn off

